

















ZHANGJIAGANG ANNECY MACHINERY CO., LTD.

CATALOGUE & QUOTATION

Images	Description	Model No	Details
	Nursing electric bed with 3 functions	AC-ENB001	Specification L2100W980*H400-720mm Standard Accessory Detachable solid wood head/foot board Collapsible aluminum alloy guardrails Detachable MDF guardrails ointegrated stamping frame and mattress base are made of steel epoxy .IV Pole Drainage hook Center control lock Chassis with ABS cover shand remote control Optional accessory: Mattress over-bed table& bedside cabinet back-up battery
	Nursing electric bed with 3 functions	AC-ENB002	Specification L2100W980*H400-720mm Standard Accessory Detachable solid wood head/foot board Collapsible aluminum alloy guardrails &dinner table Detachable MDF guardrails ointegrated stamping frame and mattress base are made of steel epoxy .IV Pole Drainage hook Center control lock Chassis with ABS cover shand remote control Optional accessory: Mattress over-bed table& bedside cabinet back-up battery
	Nursing electric bed with 3 functions	AC-ENB003	Specification: L2113W1060*H350-690mm Standard Accessory Detachable MDF head/foot board Adjustable MDF guardrails .Integrated stamping frame and mattress base are made of steel epoxy Mattress base with MDF board I V Pole Drainage hook Heavy duty caster with brakes 5" Hand remote control Optional accessory: Mattress over-bed table bedside cabinet back-up battery

	Nursing electric bed with 3 functions	AC-ENB004	<p>Specification L2100W980*H380-720mm</p> <p>Standard Accessory Detachable solid wood head/foot board Collapsible steel coated guardrails Detachable MDF guardrails oıntegrated stamping frame and mattress base are made of steel epoxy .IV Pole Drainage hook Heavy duty caster with brakes 5" Chassis with ABS cover shand remote control Optional accessory: Mattress over-bed table& bedside cabinet back-up battery</p>
	Nursing abs electric 5 functions turnable bed	AC-ENB005	<p>Specification: L2150W1050*H500-800mm</p> <p>Standard Accessory Detachable ABS head/foot board Collapsible ABS guardrails oıntegrated stamping frame and mattress base are made of steel epoxy I.v. Pole Drainage hook Center control lock .Hand remote control Optional accessory: Mattress over-bed table bedside cabinet back-up battery</p>
	Nursing abs electric 5 functions bed	AC-ENB006	<p>specification: L2080W990*H200-765mm</p> <p>Standard Accessory: . Frame: Made by steel with powder coating finish Support Mattress Platform:(4 sections Detachable Head/ Foot Board, made of MDF Steel coated Side Rails 4pcs low Voltage DC Motor System (CE UL Approval): with 4 motor controlled Central Lockable Caster: 100 mm(Diameter) knock down construction divided into 4 sections, easy for transportation Optional accessory: Mattress over-bed table bedside cabinet back-up battery CPR control</p>
	Nursing abs electric 5 functions bed	AC-ENB007	<p>specification: L2080W990*H200-765mm</p> <p>Standard Accessory: . Frame: Made by steel with powder coating finish Support Mattress Platform:(4 sections Detachable Head/ Foot Board, made of MDF Steel coated Side Rails 4pcs low Voltage DC Motor System (CE UL Approval): with 4 motor controlled Central Lockable Caster: 100 mm(Diameter) knock down construction divided into 4 sections, easy for transportation Optional accessory: Mattress over-bed table bedside cabinet back-up battery CPR control</p>
	Nursing abs electric 5 functions bed	AC-ENB008	<p>Specification: L2110*W1060*H400-800mm</p> <ol style="list-style-type: none"> 1. Frame Made by steel with powder coating finish 2. Support Mattress Platform: (4 sections) 3. Detachable Head / Foot Board made of MDF 4. Adjustable Side Rails made of MDF 5. 3"Castor with brakes 6. Knock down construction ,divided into 4 sections, easy for transportation 7. Optional input voltage:220-240VAC 50Hz or 110-120VAC 60Hz 8. Output voltage:24VDC 9. Optional accessory: Mattress & over-bed table & bedside cabinet & Back-up battery
	Nursing abs electric 5 functions bed	AC-ENB009	<p>Specification: L2110*W1060*H400-800mm</p> <ol style="list-style-type: none"> 1. Frame Made by steel with powder coating finish 2. Support Mattress Platform: (4 sections) 3. Detachable Head / Foot Board made of MDF 4. Adjustable Side Rails made of MDF 5. 3"Castor with brakes 6. Knock down construction ,divided into 4 sections, easy for transportation 7. Optional input voltage:220-240VAC 50Hz or 110-120VAC 60Hz 8. Output voltage:24VDC 9. Optional accessory: Mattress & over-bed table & bedside cabinet & Back-up battery

	Nursing abs electric 5 functions bed	AC-ENB010	<p>Specification: L2110*W1060*H400-800mm</p> <ol style="list-style-type: none"> 1. Frame Made by steel with powder coating finish 2. Support Mattress Platform: (4 sections) 3. Detachable Head / Foot Board made of MDF 4. Adjustable Side Rails made of MDF 5. 3"Castor with brakes 6. Knock down construction ,divided into 4 sections, easy for transportation 7. Optional input voltage:220-240VAC 50Hz or 110-120VAC 60Hz 8. Output voltage:24VDC 9. Optional accessory: Mattress & over-bed table & bedside cabinet & Back-up battery
	Nursing abs electric 3 functions bed	AC-ENB011	<p>Specification: L2110*W1060*H350-690mm</p> <ol style="list-style-type: none"> 1. Frame Made by steel with powder coating finish 2.Support Mattress Platform: (4 sections) 3.Detachable Head / Foot Board made of MDF 4.Adjustable Side Rails made of MDF 5.5"Castor with brakes 6.Knock down construction ,divided into 4 sections, easy for transportation 7.Optional input voltage:220-240VAC 50Hz or 110-120VAC 60Hz 8.Output voltage:24VDC 9.Optional accessory: Mattress & over-bed table & bedside cabinet & Back-up battery
	Nursing abs electric 5 functions bed	AC-ENB012	<p>Specification: L2060-2260W1060H220-735mm</p> <p>Standard Accessory: Frame: Made by steel with powder coating finish Support Mattress Platform: (4 sections) Detachable Head Foot Board made of MDF Length Extension: 200mm Steel coated Side Rails 4pcs Low Voltage DC Motor System (CE UL Approval) with 4 motor controlled Central Lockable Caster: 100 mm(Diameter) Knock down construction, divided into 4 sections easy for transportation Optional accessory Mattress over-bed table bedside cabinet back-up battery CPR control</p>
	Nursing abs electric 3 functions bed	AC-ENB013	<p>Specification: L2100W950*H250-670mm</p> <p>Standard Accessory: Frame: Made by steel with powder coating finish Support Mattress Platform: (4 sections) Detachable Head/ Foot Board, made of ABS Plastic Collapsible aluminium guardrails Low Voltage DC Motor System(CE UL Approval) with 3 motor controlled Lockable Caster: 100 mm(Diameter) Knock down construction, divided into 4 sections easy for transportation Optional accessory Mattress over-bed table bedside cabinet back-up battery</p>
	5 cranks nursing bed	AC-ENB014	<ol style="list-style-type: none"> 1. The bed frame is welded by profile steel are stable and reliable. 2. The surface treated with advanced electrostatic plastic spray is anti-aging and anti-rust. 3. Bed head/foot boards are made of high quality ABS engineering plastic, generous in apperance, freely installed, reliable and easy to clean. 4. Aluminium alloy collapsible side rails with unique pinch resistant design are made of aluminium and carbon steel, light and reliable, easy to clean. 5.125 mm dia. Noiseless castors with central locking system make the bed move flexibly, lightly and conveniently. 6. Five functions, which can be operated by electric motor, the details is as follow: Backrest max upward angle 75° Footrest max upward angle 40° Height adjustment 450-700mm operating temperature 5-40℃