



















ZHANGJIAGANG ANNECY MACHINERY CO., LTD.

CATALOGUE & QUOTATION







CATALOGUE & QUOTATION			
Images	Description	Model	Details
	Manual bed with five functions	AC-MB001	Specification:L2150W950*H400-720mm Standard Accessory: Detachable ABS head/foot board Collapsible aluminum alloy guardrails integrated stamping frame and mattressbase are made of steel epoxy I V Pole Drainage hook with PU covere Center control lock. Manual crank system 4set Optional accessory:Mattress over-bed table bedside cabinet
	Manual bed with five functions	AC-MB002	Specification: L2150*W950*H460-750mm 1, Detachable head/foot board 2, Collapsible side rails by steel coated 3, Integrated stamping frame and mattress base are made of steel epoxy 4, I.V. Rod & Drainage hook 5, 5"Castor with brakes 6, Optional accessory: Mattress & over-bed table & bedside cabinet
	Manual bed with five functions	AC-MB003	Specification: L2150*W950*H460-750mm 1, Detachable ABS head/foot board 2, Collapsible side rails by aluminum 3, Integrated stamping frame and mattress base are made of steel epoxy 4, I.V. Rod & Drainage hook 5, 5"Castor with brakes 6, Optional accessory: Mattress & over-bed table & bedside cabinet
	Manual bed with five functions	AC-MB004	Specification:L2150*W900*H450/750mm 1,PP material collapsible side rails 2,Detachable ABS head/foot board 3,I.V. Rod & Drainage hook 4,5"Castor with brakes 5,Weight capacity:over 250kgs Function: 1) Backrest max upward angle: 75° 2) Footrest max upward angle: 45° 3) Height adjustment: 450-700mm 4)Trendelenburg:0-10° 5)Reversed Trendelenburg:0-10°
	Manual bed with three functions	AC-MB005	Specifications: L2150*W900*H460/810mm 1,Stainless Steel material; 2,Detachable PP Head and Foot Board; 3,PP Side Rail Special Allocation • I.V. Pole (optional) • Drainage Hook • Angle Scale • Mattress (optional) • Detachable PP Head and foot board • PP Side Rail Move with Bed Base Simultaneously • Top Coat: Electrostatic Powder coating • Bed frame: Cold-Rolled Steel Tube • Bed base: Cold-Rolled Steel Sheet Back section panel 0-75° Leg section panel 0-45° Maximum safe load 250KG Diameter of Centrally Silent Castor 5 inch

	Manual bed with three functions	AC-MB006	<p>Specifications: L2150*W900*H460/810mm</p> <ol style="list-style-type: none"> <li>1,Stainless Steel Materials;</li> <li>2,Detachable PP Head and Foot Board;</li> <li>3,PP Side Rail</li> <li>4,Back rest 0-75°Leg rest 0-45°</li> <li>5,Maximum safe load 250KG</li> </ol> <p>Diameter of Centrally Silent Castor 12.5</p> <ul style="list-style-type: none"> <li>• I.V. Pole (optional)</li> <li>• Drainage Hook</li> <li>• Angle Scale</li> <li>• Mattress (optional)</li> <li>• Detachable PP Head and foot board</li> <li>• PP Side Rail Move with Bed Base Simultaneously</li> <li>• Top Coat: Electrostatic Powder coating</li> <li>• Bed frame: Cold-Rolled Steel Tube</li> <li>• Bed base: Cold-Rolled Steel Sheet</li> </ul>
	Manual bed with three functions	AC-MB007	<p>Specification:L2120*W900*H450/750mm</p> <p>Back Rest 0-75°</p> <p>Leg Rest 0-45°</p> <p>Maximum safe load 250KG</p> <p>Diameter of Centrally Control Silent and Dustproof Castor 100mm</p> <p>Special Allocation</p> <ul style="list-style-type: none"> <li>• I.V.Pole (optional)</li> <li>• Drainage Hook</li> <li>• Angle Scale</li> <li>• Mattress (optional)</li> <li>• Detachable PP Head and foot board</li> <li>• Aluminum Alloy Side Rail</li> <li>• Top Coat: Electrostatic Powder coating</li> <li>• Bed frame: Cold-Rolled Steel Tube</li> <li>• Bed base: Cold-Rolled Steel Sheet</li> </ul>
	Manual bed with three functions	AC-MB008	<p>Specification: L2150W1050*H460-720mm</p> <p>Standard Accessory:</p> <ul style="list-style-type: none"> <li>Detachable ABS head/foot board</li> <li>Collapsible ABS guardrails</li> </ul> <p>Integrated stamping frame and mattress base are made of steel epoxy</p> <p>I V Pole Drainage hook with PU cover</p> <p>Center control lock</p> <p>Manual crank system 3set</p> <p>Optional accessory</p> <p>Mattress over-bed table</p> <p>bedside cabinet</p>
	Manual bed with three functions	AC-MB009	<p>Specification: L2150*W1050*H400-720mm</p> <ol style="list-style-type: none"> <li>1, Detachable ABS head/foot board</li> <li>2, Collapsible side rails by aluminum</li> <li>3, Integrated stamping frame and mattress base are made of steel epoxy</li> <li>4, I.V. Rod &amp; Drainage hook</li> <li>5, Center control lock</li> <li>6, Optional accessory: Mattress &amp; over-bed table &amp; bedside cabinet</li> </ol>
	Manual bed with three functions	AC-MB010	<p>Specification: L2150*W1050*H460-750mm</p> <ol style="list-style-type: none"> <li>1, Detachable ABS head/foot board</li> <li>2, Collapsible ABS guardrails</li> <li>3, Integrated stamping frame and mattress base are made of steel epoxy</li> <li>4, I.V. Rod &amp; Drainage hook</li> <li>5, 5"Castor with brakes</li> <li>6, Optional accessory: Mattress &amp; over-bed table &amp; bedside cabinet</li> </ol>












	Manual bed with three functions	AC-MB011	<p>Specification: L2150*W1050*H460-750mm</p> <ol style="list-style-type: none"> <li>1, Detachable ABS head/foot board</li> <li>2, Collapsible ABS side rails</li> <li>3, Integrated stamping frame and mattress base are made of steel epoxy with ABS soft joint</li> <li>4, I.V. Rod &amp; Drainage hook</li> <li>5, Center control lock</li> <li>6, Optional accessory: Mattress &amp; over-bed table &amp; bedside cabinet</li> </ol>
	Manual bed with three functions	AC-MB012	<p>Specification: L2150*W1050*H460-750mm</p> <ol style="list-style-type: none"> <li>1, Detachable ABS head/foot board</li> <li>2, Collapsible aluminum side rails with diner table</li> <li>3, Integrated stamping frame and mattress base are made of steel epoxy</li> <li>4, I.V. Rod &amp; Drainage hook</li> <li>5, Center control lock</li> <li>6, Optional accessory: Mattress &amp; over-bed table &amp; bedside cabinet</li> </ol>
	Manual bed with three functions	AC-MB013	<p>Specification: L2150*W1050*H460-750mm</p> <ol style="list-style-type: none"> <li>1, Detachable ABS head/foot board</li> <li>2, Collapsible side rails by ABS with diner table</li> <li>3, Integrated stamping frame and mattress base are made of steel epoxy</li> <li>4, I.V. Rod &amp; Drainage hook</li> <li>5, Center control lock</li> <li>6, Optional accessory: Mattress &amp; over-bed table &amp; bedside cabinet</li> </ol>
	Manual bed with three functions	AC-MB014	<p>Specification: L2150*W950*H400-720mm</p> <p>Standard Accessory:</p> <ul style="list-style-type: none"> <li>Detachable ABS head/foot board</li> <li>Collapsible aluminum alloy guardrails</li> <li>Integrated stamping frame and mattress base are made of steel epoxy</li> <li>I.V. Pole&amp; Drainage hook with PU cover</li> <li>Center control lock</li> <li>Manual crank system 3set</li> </ul> <p>Optional accessory:</p> <ul style="list-style-type: none"> <li>Mattress over-bed table&amp; bedside cabinet</li> </ul>
	Manual bed with three functions	AC-MB015	<p>Specification: L2150*W950*H350-690mm</p> <ol style="list-style-type: none"> <li>1, Detachable ABS head/foot board</li> <li>2, Collapsible side rails by aluminum</li> <li>3, Integrated stamping frame and mattress base are made of steel epoxy</li> <li>4, I.V. Rod &amp; Drainage hook</li> <li>5, 5"Castor with brakes</li> <li>6, Optional accessory: Mattress &amp; over-bed table &amp; bedside cabinet</li> </ol>
	Manual bed with three functions	AC-MB016	<p>Specification: L2150*W950*H350-690mm</p> <ol style="list-style-type: none"> <li>1, Detachable ABS head/foot board</li> <li>2, Collapsible side rails by aluminum</li> <li>3, Integrated stamping frame and mattress base are made of steel epoxy</li> <li>4, I.V. Rod &amp; Drainage hook</li> <li>5, 5"Castor with brakes</li> <li>6, Optional accessory: Mattress &amp; over-bed table &amp; bedside cabinet</li> </ol>








	Manual bed with three functions	AC-MB017	<p>Specification: L2150*W950*H380-720mm</p> <ol style="list-style-type: none"> <li>1, Detachable ABS head/foot board</li> <li>2, Collapsible side rails by aluminum with diner table</li> <li>3, Integrated stamping frame and mattress base are made of steel epoxy</li> <li>4, I.V. Rod &amp; Drainage hook</li> <li>5, 5"Castor with brakes</li> <li>6, Optional accessory: Mattress &amp; over-bed table &amp; bedside cabinet</li> </ol>
	Manual bed with three functions	AC-MB018	<p>Specifications:L2100*W900*H500/750mm;</p> <ol style="list-style-type: none"> <li>1,Detachable PP Head and Foot Board;</li> <li>2,Aluminum Alloy Side Rail.</li> <li>3,Back Rest 0-75° Leg rest 0-45°</li> <li>4,Maximum safe load 250KG</li> </ol> <p>Diameter of Centrally Silent Castor 100mm</p> <p>Special Allocation</p> <ul style="list-style-type: none"> <li>• I.V. Pole (optional)</li> <li>• Drainage Hook</li> <li>• Angle Scale</li> <li>• Mattress (optional)</li> <li>• Detachable PP Head and foot board</li> <li>• PP Side Rail Move with Bed Base Simultaneously</li> <li>• Top Coat: Electrostatic Powder coating</li> <li>• Bed frame: Cold-Rolled Steel Tube</li> <li>• Bed base: Cold-Rolled Steel Sheet</li> </ul>
	Manual bed with three functions	AC-MB019	<p>Specification: L2150*W950*H380-720mm</p> <ol style="list-style-type: none"> <li>1, Detachable head/foot board by aluminum frame</li> <li>2, Collapsible side rails by aluminum</li> <li>3, Integrated stamping frame and mattress base are made of steel epoxy</li> <li>4, I.V. Rod &amp; Drainage hook</li> <li>5, 5"Castor with brakes</li> <li>6, Optional accessory: Mattress &amp; over-bed table &amp; bedside cabinet</li> </ol>
	Manual bed with three functions	AC-MB020	<p>Specification: L2150*W950*H350-690mm</p> <ol style="list-style-type: none"> <li>1, Detachable head/foot board by aluminum frame</li> <li>2, Collapsible side rails by aluminum</li> <li>3, Integrated stamping frame and mattress base are made of steel epoxy</li> <li>4, I.V. Rod &amp; Drainage hook</li> <li>5, 5"Castor with brakes</li> <li>6, Optional accessory: Mattress &amp; over-bed table &amp; bedside cabinet</li> </ol>
	Manual bed with three functions	AC-MB021	<p>Specification: L2150*W950*H250-690mm</p> <ol style="list-style-type: none"> <li>1. Detachable ABS head/foot board</li> <li>2. Collapsible aluminum guardrails</li> <li>3. Integrated stamping frame and mattress base are made of steel epoxy</li> <li>4. I.V. ROD &amp; Drainage hook</li> <li>5. 5"Castor with brakes</li> <li>6. Optional input voltage: 220-240VAC 50Hz or 110-120VAC 60Hz</li> <li>7. Output voltage: 24VDC</li> <li>8. Optional accessory: Mattress &amp; over-bed table &amp; bedside cabinet &amp; Back-up battery</li> <li>9. Weight capacity: over 180kgs</li> </ol>
	Manual beds with three functions	AC-MB022	<p>Specification: L2150*W850*H350-690mm</p> <p>Standard Accessory</p> <p>Detachable head/foot board by aluminium frame</p> <p>Collapsible aluminium alloy guardrails</p> <p>Integrated stamping frame and mattress base are made of steel epoxy</p> <p>I V Pole&amp; Drainage hook with PU cover</p> <p>Heavy duty caster with brakes 5 inch</p> <p>Manual crank system 3set</p> <p>Optional accessory</p> <p>Mattress over-bed table</p> <p>bedside cabinet</p>








	Manual bed with two functions	AC-MB023	<p>Specification: L2150*W950*H500mm</p> <ol style="list-style-type: none"> <li>1, Detachable ABS head/foot board</li> <li>2, Collapsible aluminum side rails with diner table</li> <li>3, Integrated stamping frame and mattress base are made of steel epoxy</li> <li>4, I.V. Rod &amp; Drainage hook</li> <li>5, Center control lock</li> <li>6, Optional accessory: Mattress &amp; over-bed table &amp; bedside cabinet</li> </ol> <p>Functions: Back-rest lifting 0-75°(±2%) by manual crank Knee-rest lifting 0-45°(±2%) by manual crank</p>
	Manual bed with two functions	AC-MB024	<p>Specification: L2150*W950*H500mm</p> <ol style="list-style-type: none"> <li>1, Detachable ABS head/foot board</li> <li>2, Collapsible aluminum side rails with diner table</li> <li>3, Integrated stamping frame and mattress base are made of steel epoxy</li> <li>4, I.V. Rod &amp; Drainage hook</li> <li>5, 5"Castor with two brakes</li> <li>6, Optional accessory: Mattress &amp; over-bed table &amp; bedside cabinet</li> </ol>
	Manual bed with two functions	AC-MB025	<p>Specifications: L2120*W900*H520mm</p> <ol style="list-style-type: none"> <li>1.Cold-rolled steel plate, electrostatic spray</li> <li>2.PP material side rail</li> <li>3.Back rest 0-75° Leg rest 0-45°</li> <li>4.Maximum safe load 250KG</li> <li>5.Diameter of Centrally Control Silent and Dustproof Castor 125mm</li> </ol> <p>Special Allocation</p> <ul style="list-style-type: none"> <li>• I.V. Pole (optional)</li> <li>• Drainage Hook</li> <li>• Angle Scale</li> <li>• Mattress (optional)</li> <li>• Detachable PP Head and foot board</li> <li>• PP Side Rail Move with Bed Base Simultaneously</li> <li>• Top Coat: Electrostatic Powder coating</li> <li>• Bed frame: Cold-Rolled Steel Tube</li> <li>• Bed base: Cold-Rolled Steel Sheet</li> </ul>
	Manual bed with two functions	AC-MB026	<p>Specification:L2150*W900*H520mm</p> <ol style="list-style-type: none"> <li>1.Back rest 0-75°Leg rest 0-45°</li> <li>2.Maximum safe load 250KG</li> <li>3.Diameter of Centrally Control Silent and Dustproof Castor 125mm</li> </ol> <p>Special Allocation</p> <ul style="list-style-type: none"> <li>• I.V.Pole (optional)</li> <li>• Drainage Hook (optional)</li> <li>• Angle Scale</li> <li>• Mattress (optional)</li> <li>• Detachable PP Head and Foot Board</li> <li>• PP Side Rail Move with Bed Base Simultaneously</li> <li>• Top Coat: Electrostatic Powder coating</li> <li>• Bed frame: Cold-Rolled Steel Tube</li> <li>• Bed base: Cold-Rolled Steel Sheet</li> </ul>
	Manual bed with two functions	AC-MB027	<p>Specification: L2190*W900*H530mm</p> <ol style="list-style-type: none"> <li>1.Detachable PP head and foot board;</li> <li>2.Electrostatic powder coating.</li> <li>3.Back rest 0-75°Leg rest 0-45°</li> <li>4.Maximum safe load 250KG</li> <li>5.Diameter of Centrally Control Silent and Dustproof Castor 125mm</li> </ol> <p>Special Allocation</p> <ul style="list-style-type: none"> <li>• Turnable Dining Table Plate (Optional)</li> <li>• I.V. Pole (optional)</li> <li>• Drainage Hook (optional)</li> <li>• Angle Scale</li> <li>• Mattress (optional)</li> <li>• Detachable PP Head and Foot Board</li> <li>• PP Side Rail Move with Bed Base Simultaneously</li> <li>• Top Coat: Electrostatic Powder coating</li> <li>• Bed frame: Cold-Rolled Steel Tube</li> <li>• Bed base: Cold-Rolled Steel Sheet</li> </ul>






	Manual bed with two functions	AC-MB028	<p>Specifications: L2120*W900*H530mm</p> <ol style="list-style-type: none"> <li>1.Cold-rolled steel plate,stainless steel, electrostatic spray;</li> <li>2.Double Revolving Levers;</li> <li>3.Centrally controlled silent castors;</li> <li>4.Back rest 0-75° Leg rest 0-45°</li> <li>5.Maximum safe load 250KG</li> <li>6.Diameter of Centrally Control Silent and Dustproof Castor 125mm</li> </ol> <p>Special Allocation</p> <ul style="list-style-type: none"> <li>Turnable Dining Table Plate (optional)</li> <li>Drainage Hook</li> <li>Angle Scale</li> <li>Mattress (optional)</li> <li>Detachable PP Head and foot board</li> <li>Stainless Steel Side Rail</li> <li>Top Coat: Electrostatic Powder coating</li> <li>Bed frame: Cold-Rolled Steel Tube</li> <li>Bed base: Cold-Rolled Steel Sheet</li> </ul>
	Manual bed with two functions	AC-MB029	<p>Specifications: L2150*W900*H530mm</p> <ol style="list-style-type: none"> <li>1. Double Revolving Levers;</li> <li>2.Detachable PP head and foot board;</li> <li>3.Aluminum alloy side rail;</li> <li>4.Electrostatic powder coating.</li> <li>5.Back rest 0-75° Leg rest 0-45°</li> <li>5.Maximum safe load 250KG</li> <li>6.Diameter of Centrally Control Silent and Dustproof Castor 100mm</li> </ol> <p>Special Allocation</p> <ul style="list-style-type: none"> <li>• I.V.Pole (optional)</li> <li>• Drainage Hook</li> <li>• Angle Scale</li> <li>• Mattress (optional)</li> <li>• Detachable PP Head and foot board</li> <li>• Aluminum Alloy Side Rail</li> <li>• Top Coat: Electrostatic Powder coating</li> <li>• Bed frame: Cold-Rolled Steel Tube</li> <li>• Bed base: Cold-Rolled Steel Sheet</li> </ul>
	Manual bed with two functions	AC-MB030	<p>Specification: L2120*W900*H530mm</p> <ol style="list-style-type: none"> <li>1.Back rest 0-75° Leg rest 0-45°</li> <li>2.Maximum safe load 250KG</li> <li>3.Diameter of Centrally Silent Castor 125mm</li> <li>4.PP material side rail</li> <li>5.head and foot board</li> </ol> <p>Special Allocation</p> <ul style="list-style-type: none"> <li>• I.V.Pole (optional)</li> <li>• Drainage Hook</li> <li>• Angle Scale</li> <li>• Mattress (optional)</li> <li>• Detachable PP Head and foot board</li> <li>• PP Side Rail Move with Bed Base Simultaneously</li> <li>• Top Coat: Electrostatic Powder coating</li> <li>• Bed frame: Cold-Rolled Steel Tube</li> <li>• Bed base: Cold-Rolled Steel Sheet</li> </ul>
	Manual bed with two functions	AC-MB031	<p>Specification: L2120*W900*H530mm</p> <p>Back section panel 0-75°</p> <p>Leg section panel 0-45°</p> <p>Maximum safe load 250KG</p> <p>Diameter of Centrally Control Silent and Dustproof Castor 100mm</p> <p>Special Allocation</p> <ul style="list-style-type: none"> <li>• Turnable Dining Table Plate(Optional)</li> <li>• I.V.Pole (optional)</li> <li>• Drainage Hook (Optional)</li> <li>• Angle Scale</li> <li>• Mattress (optional)</li> <li>• Detachable PP Head and foot board</li> <li>• Aluminum Alloy Side Rail</li> <li>• Top Coat: Electrostatic Powder coating</li> <li>• Bed frame: Cold-Rolled Steel Tube</li> <li>• Bed base: Cold-Rolled Steel Sheet</li> </ul>








	Manual beds with two functions	AC-MB032	<p>Specification: L2120*W900*H530mm  1.PP material head and foot board  2.2 pieces PP material side rails  3.Weight capacity: 250kgs  Special Allocation  • Turnable Dining Table Plate (Optional)  • I.V. Pole (optional)  • Drainage Hook (optional)  • Angle Scale  • Mattress (optional)  • Detachable PP Head and Foot Board  • PP Side Rail Move with Bed Base Simultaneously  • Top Coat: Electrostatic Powder coating  • Bed frame: Cold-Rolled Steel Tube  • Bed base: Cold-Rolled Steel Sheet</p>
	Manual beds with two functions	AC-MB033	<p>Specification: L2120*W900*H530mm  1.PP material head and foot board  2.4 pieces PP material side rails  3.Weight capacity: 250kgs  Special Allocation  • Turnable Dining Table Plate (Optional)  • I.V. Pole (optional)  • Drainage Hook (optional)  • Angle Scale  • Mattress (optional)  • Detachable PP Head and Foot Board  • PP Side Rail Move with Bed Base Simultaneously  • Top Coat: Electrostatic Powder coating  • Bed frame: Cold-Rolled Steel Tube  • Bed base: Cold-Rolled Steel Sheet</p>
	Manual beds with two functions	AC-MB034	<p>Specification:L2120*W900*H530mm  1.PP material head and foot board  2.Aluminum side rails  3.Back rest 0-75°Leg rest 0-45°  4.Maximum safe load 250KG  5.Diameter of Centrally Control Silent and Dustproof Castor 125mm  Special Allocation  • Turnable Dining Table Plate (Optional)  • I.V.Pole (optional)  • Drainage Hook (optional)  • Angle Scale  • Mattress (optional)  • Detachable PP Head and Foot Board  • PP Side Rail Move with Bed Base Simultaneously  • Top Coat: Electrostatic Powder coating  • Bed frame: Cold-Rolled Steel Tube  • Bed base: Cold-Rolled Steel Sheet</p>
	Manual beds with two functions	AC-MB035	<p>Specification: L2150*W980*H520mm  1.PP material head and foot board  2.2 pieces aluminum alloy side rails  3.Weight capacity: 250kgs  Special Allocation  • Turnable Dining Table Plate (Optional)  • I.V. Pole (optional)  • Drainage Hook (optional)  • Angle Scale  • Mattress (optional)  • Detachable PP Head and Foot Board  • Aluminum Side Rail Move with Bed Base Simultaneously  • Top Coat: Electrostatic Powder coating  • Bed frame: Cold-Rolled Steel Tube  • Bed base: Cold-Rolled Steel Sheet</p>
	Manual beds with two functions	AC-MB036	<p>Specification: L2150*W980*H520mm  1.PP material head and foot board  2.2 pieces aluminum alloy side rails  3.Weight capacity: 250kgs  Special Allocation  • Turnable Dining Table Plate (Optional)  • I.V. Pole (optional)  • Drainage Hook (optional)  • Angle Scale  • Mattress (optional)  • Detachable PP Head and Foot Board  • Aluminum Side Rail Move with Bed Base Simultaneously  • Top Coat: Electrostatic Powder coating  • Bed frame: Cold-Rolled Steel Tube  • Bed base: Cold-Rolled Steel Sheet</p>






	Manual beds with two functions	AC-MB037	<p>Specification: L2150*W950*H500mm</p> <ol style="list-style-type: none"> <li>1, Detachable head/foot board by aluminum frame</li> <li>2, Collapsible side rails by aluminum</li> <li>3, Integrated stamping frame and mattress base are made of steel epoxy</li> <li>4, I.V. Rod &amp; Drainage hook</li> <li>5, 5"Castor with two brakes</li> <li>6, Optional accessory: Mattress &amp; over-bed table &amp; bedside cabinet</li> </ol> <p>Material: Bed base, frame and leg are all made of cold-rolled steel plate and tube and coated by electrostatic spray after twice phosphatization. The quality attains national standard. Head and foot boards are made of aluminum frame. This patient bed is with 4-part bedboard. Double manual crank operation system. 2pcs aluminum alloy side rails. 5 luxurious castor with brakes, it operate easily, quiet and noiseless.</p>
	Manual beds with two functions	AC-MB038	<p>Specification: L2150*W950*H550mm</p> <ol style="list-style-type: none"> <li>1, Detachable head/foot board by steel frame</li> <li>2, Collapsible side rails by aluminum</li> <li>3, Integrated stamping frame and mattress base are made of steel epoxy</li> <li>4, I.V. Rod &amp; Drainage hook</li> <li>5, 5"Castor with two brakes</li> <li>6, Optional accessory: Mattress &amp; over-bed table &amp; bedside cabinet</li> </ol> <p>Back-rest lifting angle 0-75°(±5°) Knee-rest lifting angle 0-45° (±5°)</p>
	Manual beds with two functions	AC-MB039	<p>Specification: L2150*W950*H500mm</p> <ol style="list-style-type: none"> <li>1, Detachable ABS head/foot board</li> <li>2, Collapsible ABS side rails with diner table</li> <li>3, Integrated stamping frame and mattress base are made of steel epoxy</li> <li>4, I.V. Rod &amp; Drainage hook</li> <li>5, 5"Castor with brakes</li> <li>6, Optional accessory: Mattress &amp; over-bed table &amp; bedside cabinet</li> </ol> <p>Back-rest lifting angle is 0-75°(±5°) Knee-rest lifting angle is 0-45° (±5°)</p>
	Manual beds with two functions	AC-MB040	<p>Specification: L2150*W950*H500mm</p> <ol style="list-style-type: none"> <li>1, Detachable ABS head/foot board</li> <li>2, Collapsible side rails by aluminum</li> <li>3, Mattress base by ABS plastic</li> <li>4, Integrated stamping frame and mattress frame are made of steel epoxy</li> <li>5, I.V. Rod &amp; Drainage hook</li> <li>6, 5"Castor with two brakes</li> <li>7, Optional accessory: Mattress &amp; over-bed table &amp; bedside cabinet</li> </ol> <p>Back-rest lifting 0-75°(±2%) Knee-rest lifting 0-45°(±2%)</p>
	Manual beds with two functions	AC-MB041	<p>Specification: L2150*W950*H500mm</p> <ol style="list-style-type: none"> <li>1, Detachable ABS head/foot board</li> <li>2, Collapsible side rails by aluminum with diner table</li> <li>3, Integrated stamping frame and mattress base are made of steel epoxy</li> <li>4, I.V. Rod &amp; Drainage hook</li> <li>5, 5"Castor with two brakes</li> <li>6, Optional accessory: Mattress &amp; over-bed table &amp; bedside cabinet</li> </ol>








	Manual beds with two functions	AC-MB042	<p>Specification: L2150*W950*H500mm</p> <ol style="list-style-type: none"> <li>1, Detachable ABS head/foot board</li> <li>2, Collapsible side rails by aluminum with diner table</li> <li>3, Integrated stamping frame and mattress base are made of steel epoxy</li> <li>4, I.V. Rod &amp; Drainage hook</li> <li>5, 5"Castor with two brakes</li> <li>6, Optional accessory: Mattress &amp; over-bed table &amp; bedside cabinet</li> </ol> <p>Back-rest lifting 0-75°(±2%) Knee-rest lifting 0-45°(±2%) ABS double crank hospital bed abs double crank hospital bed abs double crank hospital bed Mattress, Over-bed table, Beside cabinet</p>
	Manual beds with two functions	AC-MB043	<p>Specification: L2150*W950*H500mm</p> <ol style="list-style-type: none"> <li>1, Detachable ABS head/foot board</li> <li>2, Collapsible ABS side rails</li> <li>3, Integrated stamping frame and mattress base are made of steel epoxy</li> <li>4, I.V. Rod &amp; Drainage hook</li> <li>5, Center control lock</li> <li>6, Optional accessory: Mattress &amp; over-bed table &amp; bedside cabinet</li> </ol> <p>Back-rest lifting 0-75°(±2%) Knee-rest lifting 0-45°(±2%) ABS double crank hospital bed abs double crank hospital bed abs double crank hospital bed Mattress, Over-bed table, Beside cabinet</p>
	Manual beds with two functions	AC-MB044	<p>Specification: L2150*W950*H500mm</p> <ol style="list-style-type: none"> <li>1, Detachable ABS head/foot board</li> <li>2, Collapsible side rails by aluminum</li> <li>3, Integrated stamping frame and mattress base are made of steel epoxy</li> <li>4, I.V. Rod &amp; Drainage hook</li> <li>5, Center control lock</li> <li>6, Optional accessory: Mattress &amp; over-bed table &amp; bedside cabinet</li> </ol> <p>ABS double crank hospital bed abs double crank hospital bed abs double crank hospital bed Mattress, Over-bed table, Beside cabinet</p>
	Manual beds with two functions	AC-MB045	<p>Specification: L2150*W950*H500mm</p> <ol style="list-style-type: none"> <li>1, Detachable ABS head/foot board</li> <li>2, Collapsible side rails by aluminum</li> <li>3, Integrated stamping frame and mattress base are made of steel epoxy</li> <li>4, I.V. Rod &amp; Drainage hook</li> <li>5, 5"Castor with two brakes</li> <li>6, Optional accessory: Mattress &amp; over-bed table &amp; bedside cabinet</li> </ol> <p>Back-rest lifting 0-75°(±2%) Knee-rest lifting 0-45°(±2%) Optional Accessory: ABS double crank hospital bed abs double crank hospital bed abs double crank hospital bed Mattress, Over-bed table, Beside cabinet</p>
	Manual beds with two functions	AC-MB046	<p>Specification: L2150*W950*H500mm</p> <p>Standard Accessory: Detachable ABS head/foot board Collapsible aluminum alloy guardrails Diner table Integrated stamping frame and mattress base are made of steel epoxy I V Pole Drainage hook with PU cover Heavy duty caster with brakes 5" Manual crank system 2set</p> <p>Optional accessory: Mattress over-bed table bedside cabinet</p>







	Manual beds with two functions	AC-MB047	<p>Specification: L2150*W950*H500mm Standard Accessory: Detachable ABS head/foot board Collapsible aluminum alloy guardrails Diner table Integrated stamping frame and mattress base are made of steel epoxy I.V Pole Drainage hook with PU cover Heavy duty caster with brakes 5 inch Manual crank system 2set Optional accessory: Mattress over-bed table bedside cabinet</p>
	Manual beds with two functions	AC-MB048	<p>Specification: L2150*W1050*H500mm Standard Accessory: Detachable ABS head/foot board Collapsible ABS side rails Integrated stamping frame and mattress base are made of steel epoxy I V Pole Drainage hook with PU cover Heavy duty caster with brakes 5 inch Manual crank system 2set Optional accessory: Mattress over-bed table bedside cabinet</p>
	Manual beds with two functions	AC-MB049	<p>Specification: L2150*W950*H500mm Standard Accessory: Detachable ABS head/foot board with rollerbumpers Collapsible aluminum alloy guardrails Integrated stamping frame and mattress base are made of steel epoxy I V Pole&amp; Drainage hook with PU cover Center control lock Manual crank system 2set Optional accessory: Mattress&amp; over-bed table bedside cabinet</p>
	Manual bed with two functions	AC-MB050	<p>Specification: L2150*W950*H500mm 1, Detachable head/foot board by aluminum frame 2, Collapsible side rails by aluminum 3, Mattress base with spare part by wooden 4, Integrated stamping frame and mattress frame are made of steel epoxy 5, I.V. Rod &amp; Drainage hook 6, Center control lock 7, Optional accessory: Mattress &amp; over-bed table &amp; bedside cabinet Back-rest 0-75°(±5°) Knee-rest 0-45°(±5°)</p>
	Manual beds with two functions	AC-MB051	<p>Specification: L2150*W950*H500mm 1, Detachable ABS head/foot board 2, Collapsible side rails by aluminum 3, Integrated stamping frame and mattress base are made of steel epoxy 4, I.V. Rod &amp; Drainage hook 5, 5"Castor with two brakes 6, Optional accessory: Mattress &amp; over-bed table &amp; bedside cabinet Back-rest lifting 0-75°(±2%) Knee-rest lifting 0-45°(±2%) Optional Accessory: second hand hospital bed second hand hospital bed second hand hospital bed Mattress, Over-bed table, Beside cabinet</p>



	Manual beds with two functions	AC-MB052	<p>Specification: L2150*W950*H500mm</p> <ol style="list-style-type: none"> <li>1, Detachable ABS head/foot board</li> <li>2, Collapsible side rails by aluminum</li> <li>3, Integrated stamping frame and mattress base are made of steel epoxy</li> <li>4, I.V. Rod &amp; Drainage hook</li> <li>5, 5"Castor with two brakes</li> <li>6, Optional accessory: Mattress &amp; over-bed table &amp; bedside cabinet</li> </ol>
	Manual beds with two functions	AC-MB053	<p>Specification: L2150*W950*H500mm</p> <ol style="list-style-type: none"> <li>1, Detachable ABS head/foot board</li> <li>2, Integrated stamping frame and mattress base are made of steel epoxy</li> <li>3, I.V. Rod &amp; Drainage hook</li> <li>4, 5"Castor with two brakes</li> <li>5, Optional accessory: Mattress &amp; over-bed table &amp; bedside cabinet</li> </ol> <p>Back-rest 0-75°(±5°) Knee-rest 0-45°(±5°) Carton: 2100*980*220mm/1pc</p>
	Manual beds with two functions	AC-MB054	<p>Specification: L2150*W950*H550mm</p> <ol style="list-style-type: none"> <li>1, Detachable ABS head/foot board</li> <li>2, Collapsible aluminum side rails with diner table</li> <li>3, Integrated stamping frame and mattress base are made of steel epoxy</li> <li>4, I.V. Rod &amp; Drainage hook</li> <li>5, Optional accessory: Mattress &amp; over-bed table &amp; bedside cabinet</li> </ol> <p>Back-rest lifting 0-75°(±2%) Knee-rest lifting 0-45°(±2%)</p>
	Manual beds with two functions	AC-MB055	<p>Specification: L2120*W900*H530mm</p> <ol style="list-style-type: none"> <li>1.Double Revolving Levers;</li> <li>2.Detachable PP Head and Foot Board;</li> <li>3.Aluminum Alloy Side Rail;</li> <li>4.Electrostatic Powder Coating.</li> <li>5.Back rest 0-75° Leg rest 0-45°</li> <li>6.Maximum safe load 250KG</li> </ol> <p>Special Allocation</p> <ul style="list-style-type: none"> <li>• Turnable Dining Table Plate(Optional)</li> <li>• I.V. Pole (optional)</li> <li>• Drainage Hook (Optional)</li> <li>• Mattress (optional)</li> <li>• Detachable PP Head and foot board</li> <li>• Aluminum Alloy Side Rail</li> <li>• Top Coat: Electrostatic Powder coating</li> <li>• Bed frame: Cold-Rolled Steel Tube</li> <li>• Bed base: Cold-Rolled Steel Sheet</li> </ul>
	Manual bed with single function	AC-MB056	<p>Specification: L2150*W1050*H500mm</p> <p>Standard Accessory</p> <ul style="list-style-type: none"> <li>Detachable ABS head/foot board</li> <li>Collapsible ABS side rails</li> <li>Integrated stamping frame and mattress base are made of steel epoxy</li> <li>I V Pole Drainage hook with PU cover</li> <li>Heavy duty caster with brakes 5"</li> <li>Manual crank system 1set</li> </ul> <p>Optional accessory</p> <ul style="list-style-type: none"> <li>Mattress over-bed table&amp; bedside cabinet</li> </ul>

	Manual bed with single function	AC-MB057	<p>Specification:  L2150*W950*H500mm  Standard Accessory  Detachable ABS head/foot board  Collapsible aluminum alloy guardrails  Integrated stamping frame and mattress base are made of steel epoxy  I V Pole&amp; Drainage hook with PU cover  Heavy duty caster with brakes 5 inch  Manual crank system 1set  Optional accessory:  Mattress over-bed table bedside cabinet</p>
	Manual bed with single function	AC-MB058	<p>Specification: L2150*W950*H500mm  1. Detachable ABS head/foot board  2. Integrated stamping frame and mattress base are made of steel epoxy  3. I.V. Rod &amp; Drainage hook  4.5"Castor with brakes  5. Optional accessory: Mattress &amp; over-bed table &amp; bedside cabinet</p>
	Manual bed with single function	AC-MB059	<p>Specification: L2150*W950*H500mm  1.Detachable ABS head/foot board  2.Collapsible side rails by aluminum  3.Integrated stamping frame and mattress base are made of steel epoxy  4.I.V.Rod &amp; Drainage hook  5.5"Castor with two brakes  6.Optional accessory: Mattress &amp; over-bed table &amp; bedside cabinet</p>
	Manual bed with single function	AC-MB060	<p>Specifications :L2120*W900*H530mm  1.Stainless Steel Material;  2.One Crank;  3.Detachable PP Head and Foot Board;  4.Aluminum Alloy Side Rails;  5.Electrostatic Coating.  6.Adjustable Back section panel 0-75°  7.Maximum safe load 250KG  Special Allocation  • I.V. Pole (optional)  • Drainage Hook  • Angle Scale  • Mattress (optional)  • Detachable PP Head and Foot Board  • Aluminum Alloy Side Rail  • Top Coat: Electrostatic Powder coating  • Bed frame: Cold-Rolled Steel Tube  • Bed base: Cold-Rolled Steel Sheet</p>
	Manual bed with single function	AC-MB061	<p>Specification: L2150*W950*H550mm  1, Detachable ABS head/foot board  2, Collapsible side rails by aluminum  3, Integrated stamping frame and mattress base are made of steel epoxy  4, I.V. Rod &amp; Drainage hook  5, Optional accessory: Mattress &amp; over-bed table &amp; bedside cabinet  6, Weight capacity: over 200kgs</p>



	Orthopedics Traction Bed	AC-MB062	<p>Specification: L2150*W950*H500mm Standard Accessory: Detachable ABS head/foot board Collapsible aluminum alloy guardrails Integrated stamping frame and mattress base are made of steel epoxy Traction frame by stainless steel I V Pole Drainage hook with PU cover Heavy duty caster with brakes 5" Manual crank system 2set Optional accessory: Mattress over-bed table bedside cabinet</p>
	Orthopedics Traction Bed	AC-MB063	<p>Specification: L2150*W950*H500mm Standard Accessory: Detachable aluminum head/foot board Collapsible aluminum alloy guardrails Integrated stamping frame and mattress base are made of steel epoxy Traction frame by stainless steel I V Pole Drainage hook with PU cover Heavy duty caster with brakes 5 inch Manual crank system 4set Optional accessory: Mattress over-bed table&amp; bedside cabinet</p>
	Orthopedics Traction Bed	AC-MB064	<p>Specification: L2150*W950*H500mm Standard Accessory: Detachable aluminum head/foot board Collapsible aluminum alloy guardrails Integrated stamping frame and mattress base are made of steel epoxy Traction frame by stainless steel IV Pole Drainage hook with PU cover Heavy duty caster with brakes 5 inch Manual crank system 3set Optional accessory: Mattress over-bed table bedside cabinet</p>
	Orthopedics Traction Bed	AC-MB065	<p>Specification: L2150*W950*H500mm Standard Accessory: Detachable aluminum head/foot board Collapsible aluminum alloy guardrails Integrated stamping frame and mattress base are made of steel epoxy Traction frame by aluminum alloy I V Pole Drainage hook with PU cover Heavy duty caster with brakes 5" Manual crank system 4set Optional accessory: Mattress over-bed table bedside cabinet</p>
	Orthopedics Traction Bed	AC-MB066	<p>Specification: L2150*W950*H500mm Standard Accessory: Detachable head/foot board by stainless steel Collapsible aluminum alloy guardrails Integrated stamping frame and mattress base are made of steel epoxy Mattress base by x-ray translucent platform for radio scopy Traction frame by stainless steel I V Pole Drainage hook with PU cover Center control lock Manual crank system 4set Optional accessory: Mattress over-bed table&amp; bedside cabinet</p>
	Orthopedics Traction Bed	AC-MB067	<p>Specification L2150*950*H500mm Standard Accessory Detachable ABS head/foot board Collapsible aluminum alloy guardrails Integrated stamping frame and mattress base are made of steel epoxy OT raction frame by stainless steel I V Pole Drainage hook with PU cover Heavy duty caster with brakes 5 Manual crank system 2set Optional accessory Mattress over-bed table bedside cabinet</p>