












## ZHANGJIAGANG ANNECY MACHINERY CO.LTD






### CATALOGUE & QUOTATION






Images	Description	Model No	Details
	8 functional electric hospital bed	AC-EB001	Size :2025/2230*935*500/1000mm Full length:2025-2230mm Full width:Including the side rails:1050mm & with the side rails:990mm Bed base height range:Maximum height:1000mm&Minimum height:500mm Patient touching surface:900*1960mm Bed base angel position adjustable Back section panel:0-75° Leg section panel:0-45° Trendelenburg:0-10° Anti-trendelenburg:0-10° Maximum safe load:250kg Accuracy of measurement:0.1kg Diameter of centrally silent castor:125mm Standard accessories: Nurse controller&Rail controller&linak electrical motor &Drainage hook&Angel scale.&CPR handle& Rise – and-fall guide wheel&Detachable PP head and foot board&PP side rail Optional accessories: Weight reading system&mattress
	7 functions electric hospital bed for sale	AC-EB002	Specification: Size: L2230mm*W990-1050mm*H520-760mm Technical Data: Vertical Travel: 200mm Back Rest Upward: 0-75 ° Foot Rest Upward: 0-45 ° Tilt Head ward and Foot ward Respectively: ±14 ° Using Instruction and Notes: 1. Safe working load-maximum 250KG 2. All controlled parts must be operated by medical personnel. 3.When need to remove head and foot boards to meet medical requirement, medical personnel should stand well, open the clamp, clutch both side ends of head and foot boards and pull it vertically. 4. Patient and family members are not allowed to use any parts of bed to take exercise, get well exercise or personal injury or equipment damage could occur. 5. Before moving the bed indoor, need to release the brake. When reach the desired position, set the brake it's not allowed to move the bed in force on uneven floor. 6. Do not use chlorine disinfectant to disinfect hospital bed 7. If there are some problems please call the company for assistance. We will offer maintenance service Out of guarantee will charge on the circumstance
	5 functions full electric hospital bed	AC-EB003	Specification: Size: L2150W1050*H500-800mm Standard Accessory: 1. DetachableABS head/foot board with roller bumpers 2. CollapsibleABS guardrails 3. Integrated stamping frame and mattress 4. Base are made of steel epoxy 5. I V Pole Drainage hook with PU cover 6. Center control lock 7. Chassis withABS cover 8. Handset 1piece 9. Trendelenburg: 0-12° Anti-trendelenburg: 0-12° Optional accessory: Mattress & Over-bed table & Bedside Cabinet & back-up battery & CPR control


	<p>5 functions electric medical bed</p>	<p>AC-EB004</p>	<p>Specification: Size: L2150*W1050*H500-800mm Standard Accessory: 1. DetachableABS head/foot board with roller bumpers 2. CollapsibleABS guardrails 3. Integrated stamping frame and mattress 4. Base are made of steel epoxy 5. I.V Pole Drainage hook with PU cover 6. Center control lock 7. Chassis withABS cover 8. Handset 1piece 9. Trendelenburg: 0-12° Anti-trendelenburg: 0-12° Optional accessory: Mattress &amp; Over-bed table &amp; Bedside Cabinet &amp; back-up battery &amp; CPR control</p>
	<p>5 functions electric medical bed</p>	<p>AC-EB005</p>	<p>Specification: L2150*W1050*H460-720mm 1. Detachable ABS head/foot board 2. Collapsible ABS guardrails 3. Integrated stamping frame and mattress base are made of steel epoxy 4. I.V. ROD &amp; Drainage hook 5. Center control lock 6. Optional input voltage: 220-240VAC 50Hz or 110-120VAC 60Hz 7. Output voltage: 24VDC 8. Optional accessory: Mattress &amp; over-bed table &amp; bedside cabinet &amp; Back-up battery &amp; CPR control</p>
	<p>5 functions fully electric hospital bed</p>	<p>AC-EB006</p>	<p>Specification: L2150*W1050*H460-720mm 1. Detachable ABS head/foot board 2. Collapsible ABS guardrails 3. Integrated stamping frame and mattress base are made of steel epoxy 4. I.V. ROD &amp; Drainage hook 5. Individual 5inch castor 6. Optional input voltage: 220-240VAC 50Hz or 110-120VAC 60Hz 7. Output voltage: 24VDC 8. Optional accessory: Mattress &amp; over-bed table &amp; bedside cabinet &amp; Back-up battery &amp; CPR control</p>


	<p>5 functions fully electric hospital bed</p>	<p>AC-EB007</p>	<p>Size: L2150*W1050*H46)-750mm  Standard Accessory:  1. Electric motor with manual crank together  2. Detachable ABS head /foot board  3. Collapsible ABS guardrails  4. Integrated stamping frame and mattress ,base are made of steel epoxy  5. Backrest with x-ray examination tray  6. IV Pole &amp; Drainage hook with PU cover  7. Center control lock  8. Handset 1pc  9. Trendelenburg: 0-12° Anti-trendelenburg: 0-12°  Optional accessory:  Mattress &amp; over-bed table &amp; bedside cabinet &amp; back-up battery</p>
	<p>5 functions electric hospital bed price</p>	<p>AC-EB008</p>	<p>Specification  L2150*W1050*H500-800mm  Standard Accessory.  Detachable ABS head/foot board  Embedded rails control  Embedded nurse control on the foot board  Collapsible ABS guardrails  Integrated stamping frame and mattress base are made of steel epoxy  I V Pole Drainage hook with PU cover  Center control lock  Chassis with ABS cover  Optional accessory:  Mattress&amp;over-bed table &amp;bedside cabinet &amp; back-up battery&amp; CPR control</p>
	<p>5 functions electric hospital bed price</p>	<p>AC-EB009</p>	<p>Specification  L2150*W1050*H500-800mm  Standard Accessory.  Detachable ABS head/foot board  Embedded rails control  Embedded nurse control on the foot board  Collapsible ABS guardrails  Integrated stamping frame and mattress base are made of steel epoxy  I V Pole Drainage hook with PU cover  Center control lock  Chassis with ABS cover  Optional accessory:  Mattress&amp;over-bed table &amp;bedside cabinet &amp; back-up battery&amp; CPR control</p>
	<p>5 functions electric icu bed</p>	<p>AC-EB010</p>	<p>Specification  L2150*W1050*H500-800mm  Standard Accessory.  Detachable ABS head/foot board  Embedded rails control  Embedded nurse control on the foot board  Collapsible ABS guardrails  Integrated stamping frame and mattress base are made of steel epoxy  I V Pole Drainage hook with PU cover  Center control lock  Chassis with ABS cover  Optional accessory:  Mattress&amp;over-bed table &amp;bedside cabinet &amp; back-up battery&amp; CPR control</p>
	<p>5 functions full electric bed</p>	<p>AC-EB011</p>	<p>Specification  L2150*W1050*H500-800mm  Standard Accessory.  Detachable ABS head/foot board  Embedded rails control  Embedded nurse control on the foot board  Collapsible ABS guardrails  Integrated stamping frame and mattress base are made of steel epoxy  I V Pole Drainage hook with PU cover  Center control lock  Chassis with ABS cover  Optional accessory:  Mattress&amp;over-bed table &amp;bedside cabinet &amp; back-up battery&amp; CPR control</p>

	5 functions full electric bed	AC-EB012	<p>Specification: L2150*W950*H380-720mm</p> <ol style="list-style-type: none"><li>1. Detachable ABS head/foot board</li><li>2. Collapsible aluminum guardrails</li><li>3. Integrated stamping frame and mattress base are made of steel epoxy</li><li>4. I.V. ROD &amp; Drainage hook</li><li>5. 5"Castor with brakes</li><li>6. Optional input voltage: 220-240VAC 50Hz or 110-120VAC 60Hz</li><li>7. Output voltage: 24VDC</li><li>8. Optional accessory: Mattress &amp; over-bed table &amp; bedside cabinet &amp; Back-up battery &amp; CPR control</li></ol>
---	-------------------------------	----------	---

	<p>3 functions electric medical beds for sale</p>	<p>AC-EB013</p>	<p>Specification: L2150*W1050*H460-750mm  1. The bed by Electric motor with manual crank together  2. Detachable ABS head/foot board  3. Collapsible ABS guardrails  4. Integrated stamping frame and mattress base are made of steel epoxy  5. I.V. ROD &amp; Drainage hook  6. Center control lock  7. Optional input voltage: 220-240VAC 50Hz or 110-120VAC 60Hz  8. Output voltage: 24VDC  9. Optional accessory: Mattress &amp; over-bed table &amp; bedside cabinet</p>
	<p>3 functions electric medical beds for sale</p>	<p>AC-EB014</p>	<p>Specification: L2150*W1050*H460-720mm  Standard Accessory  Detachable ABS head/foot board  Collapsible ABS guardrails  integrated stamping frame and mattress base are made of steel epoxy  I V Pole&amp; Drainage hook with PU cover  Center control lock  Hand remote control  Optional accessory:  Mattress over-bed table bedside cabinet  back-up battery CPR control</p>
	<p>3 functions fully electric bed</p>	<p>AC-EB015</p>	<p>Specification: L2150*W1050*H460-720mm  Standard Accessory  Detachable ABS head/foot board  Collapsible ABS guardrails  integrated stamping frame and mattress base are made of steel epoxy  I V Pole&amp; Drainage hook with PU cover  Center control lock  .Hand remote control  Optional accessory:  Mattress over-bed table bedside cabinet  back-up battery CPR control</p>
	<p>3 functions fully electric bed</p>	<p>AC-EB016</p>	<p>Specification: L2150*W1050*H460-720mm  Standard Accessory  Detachable ABS head/foot board  Collapsible ABS guardrails  integrated stamping frame and mattress base are made of steel epoxy  I V Pole&amp; Drainage hook with PU cover  Heavy duty caster with brakes 5"  Hand remote control  Optional accessory:  Mattress over-bed table bedside cabinet  back-up battery CPR control</p>
	<p>3 functions electric medical bed</p>	<p>AC-EB017</p>	<p>Specification: L2150*W1050*H460-750mm  1. Detachable ABS head/foot board  2. Collapsible ABS guardrails  3. Integrated stamping frame and mattress base are made of steel epoxy  4. I.V. ROD &amp; Drainage hook  5. Center control lock.  6. Optional input voltage: 220-240VAC 50Hz or 110-120VAC 60Hz  7. Output voltage: 24VDC  8. Optional accessory: Mattress &amp; over-bed table &amp; bedside cabinet &amp; Back-up battery &amp; CPR control  3 function abs electric remote control hospital bed  This three function electric medical bed is for hospital ICU room.</p>

	<p>3 functions electric medical bed</p>	<p>AC-EB018</p>	<p>Specification: L2150*W1050*H460-720mm  Standard Accessory  Detachable ABS head/foot board  Collapsible ABS guardrails  integrated stamping frame and mattress base are made of steel epoxy  I V Pole &amp; Drainage hook with PU cover  Heavy duty caster with brakes 5"  Hand remote control  Optional accessory:  Mattress over-bed table bedside cabinet  back-up battery CPR control</p>
	<p>3 functions electric medical bed</p>	<p>AC-EB019</p>	<p>Specification: L2150*W1050*H460-720mm  1. Detachable ABS head/foot board  2. Collapsible ABS guardrails  3. Integrated stamping frame and mattress base are made of steel epoxy  4. I.V. ROD &amp; Drainage hook  5. Center control lock  6. Optional input voltage: 220-240VAC 50Hz or 110-120VAC 60Hz  7. Output voltage: 24VDC  8. Optional accessory: Mattress &amp; over-bed table &amp; bedside cabinet &amp; Back-up battery &amp; CPR control</p>
	<p>3 functions electric medical bed</p>	<p>AC-EB020</p>	<p>Specification: L2150*W1050*H460-750mm  1. Detachable ABS head/foot board  2. Collapsible ABS guardrails  3. Control button for outside of side rails  4. Integrated stamping frame and mattress base are made of steel epoxy  5. I.V. ROD &amp; Drainage hook  6. Center control lock  7. Optional input voltage: 220-240VAC 50Hz or 110-120VAC 60Hz  8. Output voltage: 24VDC</p>
	<p>3 functions electric hospital bed</p>	<p>AC-EB021</p>	<p>Specification:  L2150*W950*H350-690mm  Standard Accessory:  Detachable ABS head/ foot board  Collapsible aluminum alloy guardrails  Integrated stamping frame and mattress base are made of steel epoxy  I V Pole Drainage hook with PU cover  heavy duty caster with brakes 5"  hand remote control  Optional accessory  Mattress over-bed table bedside cabinet  back-up battery CPR control</p>
	<p>Super low 3 functions electric hospital bed</p>	<p>AC-EB022</p>	<p>Specification:  L2150*W950*H350-690mm  Standard Accessory:  Detachable ABS head/ foot board  Collapsible aluminum alloy guardrails  Integrated stamping frame and mattress base are made of steel epoxy  I V Pole Drainage hook with PU cover  heavy duty caster with brakes 5"  hand remote control  Optional accessory  Mattress over-bed table bedside cabinet  back-up battery CPR control</p>

	<p>2functions electric hospital bed</p>	<p>AC-EB023</p>	<p>Specification L2150*W950*H500mm Standard Accessory Detachable ABS head/foot board Collapsible aluminum alloy guardrails Integrated stamping frame and mattress base are made of steel epoxy I V Pole Drainage hook with PU cover Center control lock Hand remote control Optional accessory Mattress over-bed table bedside cabinet back-up battery CPR control</p>
---	---	-----------------	--

	<p>2functions electric hospital bed</p>	<p>AC-EB024</p>	<p>Specification L2150*W950*H500mm Standard Accessory Detachable ABS head/foot board Collapsible aluminum alloy guardrails Integrated stamping frame and mattress base are made of steel epoxy I V Pole Drainage hook with PU cover Heavy duty caster with brakes 5" Hand remote control Optional accessory Mattress over-bed table bedside cabinet back-up battery CPR control</p>
---	---	-----------------	---