








ZHANGJIAGANG ANNECY MACHINERY CO., LTD.

CATALOGUE & QUOTATION

Images	Description	Model No	Details
	LDR bed (Economic)	AC-DB001	<p>Function: It has got 5 national patents including an exterior patent. The driven and control system use imported Linak motors which are safe, reliable, easy operated and with low noise. Both families and nurses can operate it. The bed can equipped with a CD player to relax the lying-in women. Bed head end and guardrail are made from high strength plastic, which have nice appearance. They can be loaded or retracted easily. Bed height is adjustable electrically; the back section upward, trendelenburg and reverse trendelenburg are electric controlled too. Leg section is removable. There is filth basin under the seat, it is easy to adjust the position of lying-in women and help delivery process by combining use of the leg holder, assistant table and foldable footrest. The bed is dirt free, easy cleaned. The central brake provides the bed a better stability.</p> <p>Product Parameters: Bed dimension including bed end and bumper wheel: Length1930mm,width940mm Bed dimension: Length1815mm,width780mm Bed height: lowest:680mm, highest:920mm (exclude the cushion) Back section turning: ±60° Trendelenburg and reverse trendelenburg: reverse trends:5°, trends:8° Footrest swing out: ±45° Footrest folding: ±45° Guard rail up/down movement:360mm Castor dia.:150mm</p> <p>Standard accessories Leg holder 1 pair Filth basin 1 piece I.V. stand 1 piece Hand control 1 piece Power cord 1 piece Optional accessory CD player</p>
	LDR bed (Luxury)	AC-DB002	<p>Function of the delivery bed: The bed surface adopts imported carbon plastic plate which is easily for conducting X-ray examination. The delivery bed with waterproof grooves, preventing leakage of amniotic fluid, easy to clean, has antibacterial, anti-fouling, anti-wear, anti-odor. It can automatically change from a hospital bed to a delivery bed. It equips with a raise/down assist platform. An electronic balance and a CD player can also fitted as optional accessories. The footrest can be separately open or closed according to the status of lying-in woman or to fit the labor proceeding.</p> <p>The adjustment of the back section and footrest will realize varies lying positions, e.g. supine position, sitting position, lateral position, semi reclining position, kneeling-squatting position, facedown position.</p> <p>Product Parameters: Bed dimension: Length 2000mm Width920mm Assist platform dimension: Length500mm Width540mm Assist platform lifting distance:110mm Bed height: min. ≤590mm,max. ≥1000mm Back section turning: down:25°, up:65° Seat section turning: ±20° Leg section swing out: ±30° Leg section adjusting: ±20° Leg section sliding: 60mm Footrest folding: ±35° Guard rail turn over: 180°</p> <p>Standard accessories Sliding platform for newborn baby 1 piece Guardrail 1 pair Seat cover 1 piece Pillow (low elasticity) 1 piece Stainless steel basin 1 piece Foot switch 1 piece Soft bed cushion 1 set Additional accessory: Electronic balance</p>

	gynecological examination bed	AC-DB003	<p>Function:</p> <p>1. This labor delivery bed is an intelligent delivery bed designed base on the human engineering. It can be used for labor, delivery, and recovery stage, or be used for gynecological examining, diagnosing and operation.</p> <p>2. This bed pays more attention to the emotion of the mother and baby. The convenient and simple operation method ultimately reduces the working stress of the operator.</p> <p>The operation is simple, flexible and convenient. The central brake system makes the bed more stable. Clear marked control panels are setting on the guardrail on the both sides. Both nurses and patients can operate it conveniently.</p> <p>The soft polyurethane guardrail provides comfort for nurses and patients.</p> <p>The retractable guardrail allows the bed to get through the narrow aisle more easily and realize Zero-space transportation to the crash truck..</p> <p>The guardrail can be equipped with inductive light. (Optional attachment)</p> <p>The inductive light can lighten the ground automatically.(Optional)</p> <p>The UPS system offers emergency use when the main power is off. (Optional)</p> <p>The low bed position gives the mothers stable support.</p> <p>The bed can reach varies labor positions (e.g. supine position, sitting position, lateral position, kneeling-squatting position) to comfort different lying-in women.</p> <p>The leg holder is retractable and height adjustable, which can reduce the stress of the nurses.</p> <p>The movable leg board offers a larger working space.</p> <p>The operation of the foot rest and CPR spanner is easy.</p> <p>It has CPR function, i.e. back section quickly move down.</p> <p>The polyurethane bedplate is comfortable, soft, anticorrosive, deodorize and easily cleaned.</p> <p>The soft bed cushion has varies colors available.</p> <p>Product Parameters:</p> <p>Bed dimension including bed end and bumper wheel: Length 2350mm,Width940mm</p> <p>Bed dimension: Length1950mm,Width880mm</p> <p>Bed height: Lowest≤540mm Highest≥890mm (exclude the cushion)</p> <p>Back section turning: ≥65°</p> <p>Seat section turning: ≥12°</p> <p>Trendelenburg: ≥8°</p> <p>Leg section lifting distance:110mm</p> <p>Footrest swing out: ≥50°</p> <p>Footrest folding: ≥75°</p> <p>Guard rail up/down movement:360mm</p> <p>Castor dia.:150mm</p> <p>Accessories:</p> <p>Bed cushion 1suit</p> <p>I.V. stand 1piece</p> <p>Filth basin 1 piece</p> <p>Power cord 1piece</p>
	LDR BED (Low starting position)	AC-DB004	<p>Function:</p> <p>This delivery bed is a low height bed designed to meet the market demand. The low height allows the lying-in women get on/from the bed much safer. 2. Back section and seat section movement is combined which means when you operate the back section, the seat section will reach a reasonable angle to comfort the lying-in woman.</p> <p>The leg section can be adjusted up and down separately.</p> <p>The bed has trend and reverse trend function which makes easier adjusting of positions. The leg holder is retractable for saving loading or unloading time. And the large castors on the base can increase the stability of the bed and the flexibility to transfer the patient.</p> <p>Product Parameters:</p> <p>Bed dimension including bed end and bumper wheel: Length1930mm,width940mm</p> <p>Bed dimension: Length1815mm,width780mm</p> <p>Bed height: lowest580mm, highest860mm (exclude the cushion)</p> <p>Back section turning: ≥60°</p> <p>Seat section turning: ≥10°</p> <p>Trendelenburg: ≥8°</p> <p>Leg section up/down movement:100mm</p> <p>Footrest swing out: ≥45°</p> <p>Footrest folding: ≥45°</p> <p>Guard rail up/down movement:360mm</p> <p>Castor dia.:150mm</p> <p>Standard accessories</p> <p>Leg holder 1 pair</p> <p>Filth basin 1 piece</p> <p>I.V. stand 1 piece</p> <p>Hand control 1 piece</p> <p>Power cord 1 piece</p>
	LDR BED (Comfortable)	AC-DB005	<p>1. It can be easily changed into chair position to protect lying-in women from transfer from one bed to another.</p> <p>Electric controlled height adjustment, tilt adjustment and back section adjustment greatly enhance the work efficiency of the nurses.</p> <p>Use imported European brand of motor and driven system.</p> <p>Centre brake and swivel system make the bed stable.</p> <p>Rotating side rails are easily operated.</p> <p>Minimum height enables patient get on the bed easily.</p> <p>Leg holder lockable, can turn forward & backward, left & right, height also adjustable.</p> <p>I.V. stand, height adjustable.</p> <p>Head board, led board moveable..</p> <p>Cushion for newborn baby used during parturition.</p> <p>Stainless steel basin and flume moveable for washing.</p> <p>Grab handle for lying-in woman to exert her strength.</p> <p>Cushion ventilating, water proof, soft and three different colors available, i.e. rose, pink and blue.</p> <p>Foot switch and hand control optional.</p> <p>Product Parameters:</p> <p>Bed dimension including bed end and bumper wheel: Length2050mm,width980mm</p> <p>Bed dimension: Length1815mm, width880mm</p> <p>Bed height: lowest≤580mm, highest≥950mm (exclude the cushion)</p> <p>Back section turning: ≥70°</p> <p>Trendelenburg and reverse trendelenburg: reverse trend≥5°, trend≥12°</p> <p>Leg section telescope:550mm</p> <p>Castor dia.:125mm</p> <p>Blue color optional (side rail blue and black)</p> <p>Standard accessories</p> <p>I Leg holder 1pair</p> <p>I Clamp 1 pair</p> <p>I Grab handle 1 pair</p> <p>I Foot rest 1 pair</p> <p>I Basin 1 pc</p> <p>I Water proof cushion 1 set</p> <p>I I.V. stand 1 pc</p> <p>I Cushion for newborn baby 1 set</p> <p>I Cushion 1 set</p> <p>(Includes back cushion, seat cushion and assist platform cushion)</p>

	<p>LDR BED comfortable, manual</p>	<p>AC-DB006</p> <p>Centre brake and swivel system make the bed stable. Rotating side rails are easily operated. Minimum height enables patient get on the bed easily. Leg holder lockable, can turn forward & backward, left & right, height also adjustable. I.V. stand, height adjustable. Head board, leg board moveable. Cushion for newborn baby used during parturition. Stainless steel basin and flume moveable for washing. Grab handle for lying-in woman to exert her strength. Cushion ventilating, water proof, soft and three different colors available, i.e. rose, pink and blue. Foot switch and hand control optional.</p> <p>Product Parameters:</p> <p>Bed dimension including bed end and bumper wheel: Length2050mm,width980mm Bed dimension: Length1815mm, width880mm Bed height: lowest≤580mm, highest≥950mm (exclude the cushion) Back section turning: ≥70° Trendelenburg and reverse trendelenburg: reverse trend≥5°, trend≥12° Leg section telescope:550mm Castor dia.:125mm</p> <p>Standard accessories</p> <ul style="list-style-type: none"> I Leg holder 1 pair I Clamp 1 pair I Grab handle 1 pair I Foot rest 1 pair I Basin 1 pc I Water proof cushion 1 set I I.V. stand 1 pc I Cushion for newborn baby 1 set I Cushion 1 set <p>(Includes back cushion, seat cushion and assist platform cushion)</p>
---	--	--